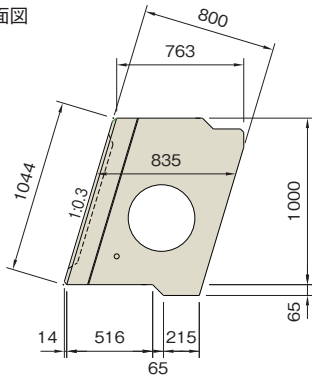
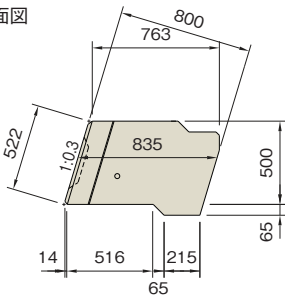


側面図

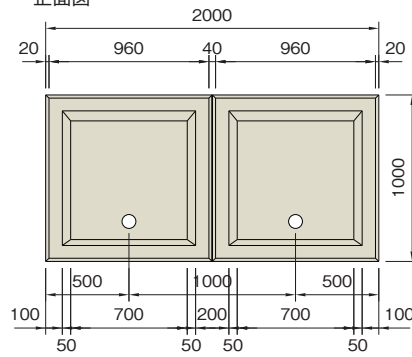


側面図



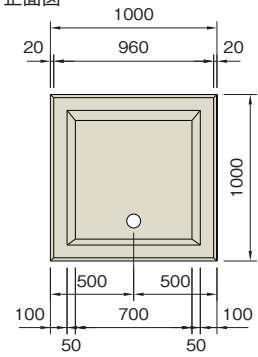
**A型**

正面図



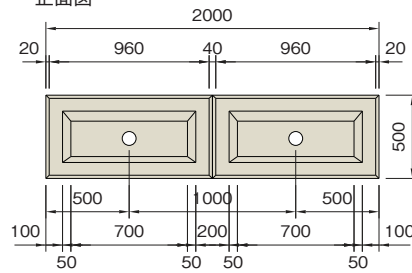
**B型**

正面図



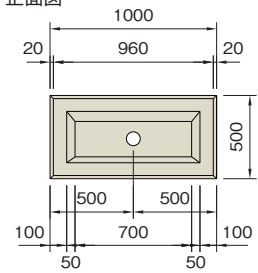
**C型**

正面図



**D型**

正面図



区分	参考重量(kg)	胴込量(m <sup>3</sup> )
A型	1102	1.203
B型	679	0.547
C型	710	0.530
D型	428	0.234